



Sunmodule⁺™

SW 235 poly / Version 2.0 and 2.5 Frame

World-class quality

Fully-automated production lines and seamless monitoring of the process and material ensure the quality that the company sets as its benchmark for its sites worldwide.

SolarWorld Plus-Sorting

Plus-Sorting guarantees highest system efficiency. SolarWorld only delivers modules that have greater than or equal to the nameplate rated power.

25 years linear performance guarantee and extension of product warranty to 10 years

SolarWorld guarantees a maximum performance degradation of 0.7% p.a. in the course of 25 years, a significant added value compared to the two-phase warranties common in the industry. In addition, SolarWorld is offering a product warranty, which has been extended to 10 years.*

*in accordance with the applicable SolarWorld Limited Warranty at purchase.
www.solarworld.com/warranty



- Qualified, IEC 61215
- Safety tested, IEC 61730
- Periodic Inspection



Sunmodule⁺™

SW 235 poly / Version 2.0 and 2.5 Frame

SW-02-5011US 01-2012 US

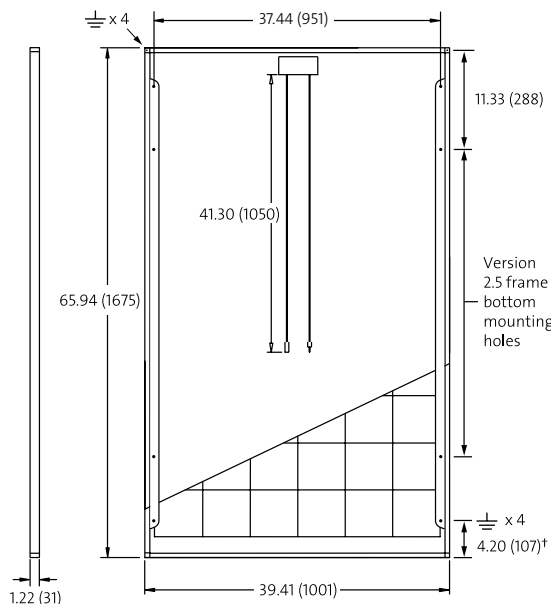
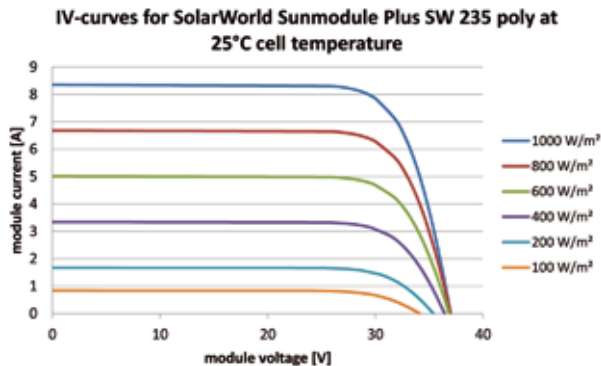
PERFORMANCE UNDER STANDARD TEST CONDITIONS (STC)*

		SW 235
Maximum power	P_{max}	235 Wp
Open circuit voltage	V_{oc}	37.0 V
Maximum power point voltage	V_{mpp}	30.0 V
Short circuit current	I_{sc}	8.35 A
Maximum power point current	I_{mpp}	7.85 A

*STC: 1000W/m², 25°C, AM 1.5

THERMAL CHARACTERISTICS

NOCT	46 °C
TC I_{sc}	0.081 %/K
TC V_{oc}	-0.37 %/K
TC P_{mpp}	-0.45 %/K
Operating temperature	-40°C to 85°C



PERFORMANCE AT 800 W/m², NOCT, AM 1.5

		SW 235
Maximum power	P_{max}	170.4 Wp
Open circuit voltage	V_{oc}	33.5 V
Maximum power point voltage	V_{mpp}	27.1 V
Short circuit current	I_{sc}	6.73 A
Maximum power point current	I_{mpp}	6.28 A

Minor reduction in efficiency under partial load conditions at 25°C: at 200W/m², 95% (+/-3%) of the STC efficiency (1000 W/m²) is achieved.

COMPONENT MATERIALS

Cells per module	60
Cell type	Poly crystalline
Cell dimensions	6.14 in x 6.14 in (156 mm x 156 mm)
Front	tempered glass (EN 12150)
Frame	Clear anodized aluminum
Weight	46.7 lbs (21.2 kg)

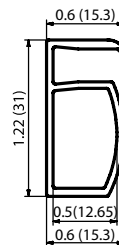
SYSTEM INTEGRATION PARAMETERS

Maximum system voltage SC II	1000 V
Max. system voltage USA NEC	600 V
Maximum reverse current	16 A
Number of bypass diodes	3
UL Maximum Test Load**	45 psf (2.1 kN/m ²)
IEC Maximum Snow Test Load**	113 psf (5.4 kN/m ²)

**Please apply the appropriate factors of safety according to the test standard and local building code requirements when designing a PV system.

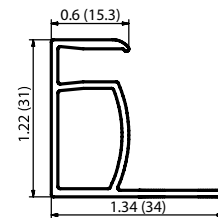
ADDITIONAL DATA

Power tolerance ²⁾	-0 Wp / +5 Wp
J-Box	IP65
Connector	MC4
Module efficiency	14.02 %
Fire rating (UL 790)	Class C



VERSION 2.0 FRAME

- Compatible with "Top-Down" mounting methods
- Grounding Locations: 4 corners of the frame



VERSION 2.5 FRAME

- Compatible with both "Top-Down" and "Bottom" mounting methods
- Grounding Locations:
 - 4 corners of the frame
 - 4 locations along the length of the module in the extended flange†

1) Sunmodules dedicated for the United States and Canada are tested to UL 1703 Standard and listed by a third party laboratory. The laboratory may vary by product and region. Check with your SolarWorld representative to confirm which laboratory has a listing for the product.

2) Measuring tolerance traceable to TUV Rheinland: +/- 2% (TUV Power Controlled).

3) All units provided are imperial. SI units provided in parentheses.