



Sealed Lead-Acid Battery

UPG No. D5738

UB1213

Maintenance-Free

Absorbant Glass Mat (AGM) technology for superior performance. Valve regulated, spill proof construction allows safe operation in any position. Approved for transport by air. D.O.T., I.A.T.A., F.A.A. and C.A.B. certified. U.L. recognized under file number MH 20567.



Specification

Nominal Voltage	12 volts		
Nominal Capacity	77° F (25° C)		
20-hr. (0.06A)	1.3 Ah		
10-hr. (0.12A)	1.2 Ah		
5-hr. (0.19A)	0.95 Ah		
1-hr. (0.72A)	0.72 Ah		
Approximate Weight	1.28 lbs (0.58 kgs)		
Internal Resistance (approx.)	200mΩ		
Shelf Life (% of normal capacity at 77° F (25° C))			
3 Months	6 Months	12 Months	
91%	82%	64%	
Temperature Dependency of Capacity	(20 hour rate)		
104° F	77° F	32° F	5° F
102%	100%	85%	65%

Charge Method (Constant Voltage)

Cycle Use (Repeating Use)

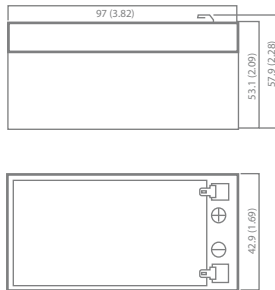
Initial Current 0.43 A or smaller

Control Voltage 14.5 - 14.9 V

Float Use

Control Voltage 13.6 - 13.8 V

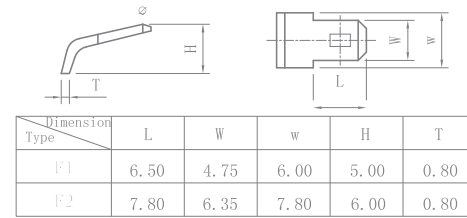
Physical Dimensions: in (mm)



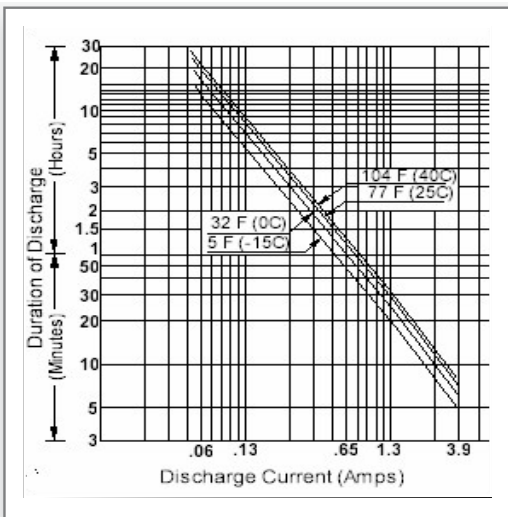
L: 3.78in (96.0 mm)
W: 0.98in (24.9 mm)
H: 2.44in (62.0 mm)
TH: 2.44in (62.0 mm)

Tolerances are +/- 0.04 in. (+/- 1mm) and +/- 0.08 in. (+/- 2mm) for height dimensions. All data subject to change without notice.

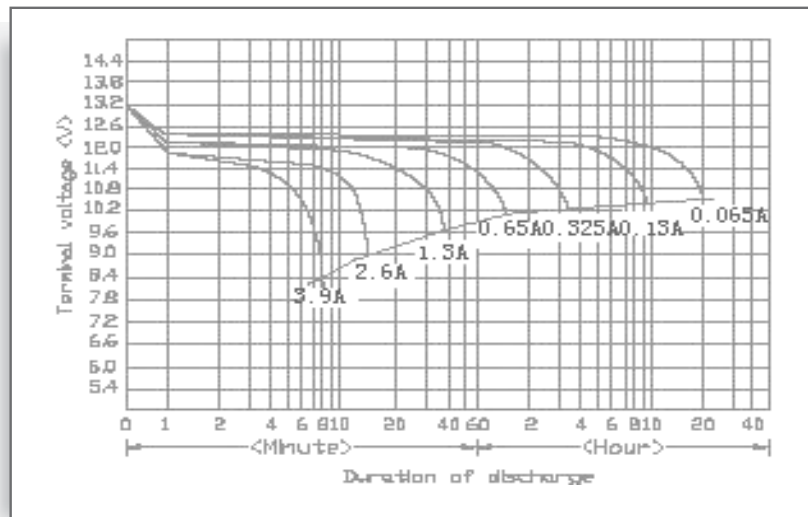
Terminals



Discharge Time vs. Discharge Current



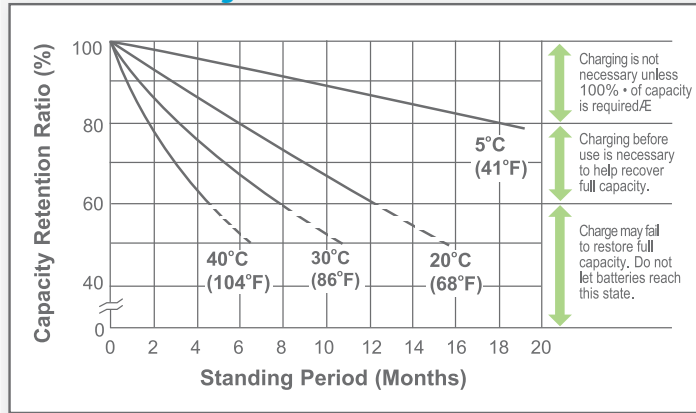
Discharge Characteristics



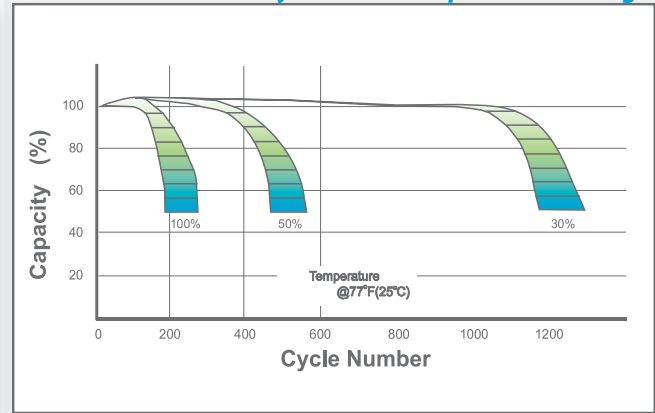
UB1213

Maintenance-Free

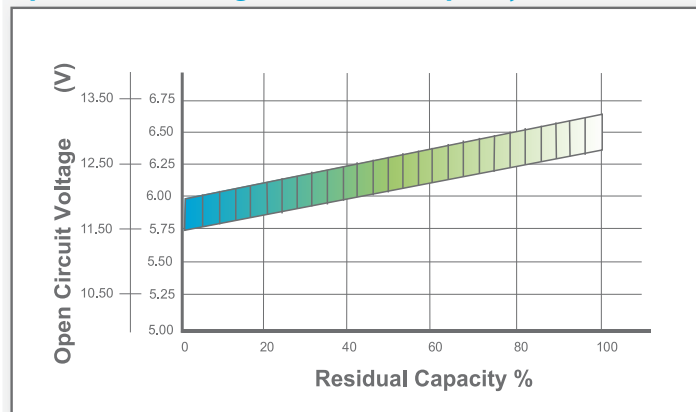
Shelf Life & Storage



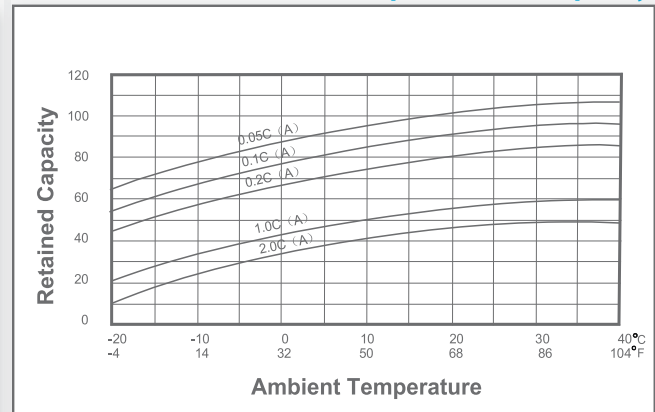
Cycle Life vs Depth of Discharge



Open Circuit Voltage vs Residual Capacity



Effect of Temperature on Capacity



Charge Current & Final Discharge Voltage

Application	Charge Voltage(V/Cell)			Max.Charge Current	Final Discharge Voltage V/Cell	1.75	1.70	1.60	1.30
	Temperature	Set Point	Allowable Range						
Cycle Use	25°C(77°F)	2.45	2.40~2.50	0.35C	Discharge	0.2C>(A)	0.2C<(A)<0.5C	0.5C<(A)<1.0C	(A)>1.0C
Standby	25°C(77°F)	2.325	2.30~2.35						



Let UPG Power Your Life.

www.upgi.com